

SWP Series

Door Switch



■Features

- Single Pole Construction
- Small Compact Size
- Long Travel
- UL/ENEC Approval

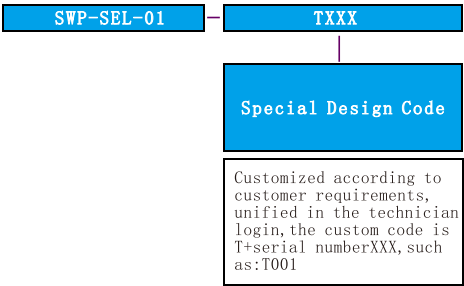
■Application

◆Mainly used in the lighting and ventilator control of home appliance, such as refrigerator, freezer and cooler etc., and also widely used in the power supply control of microwave oven, disinfection cabinet, air conditioner and other home appliance

■Parameters:

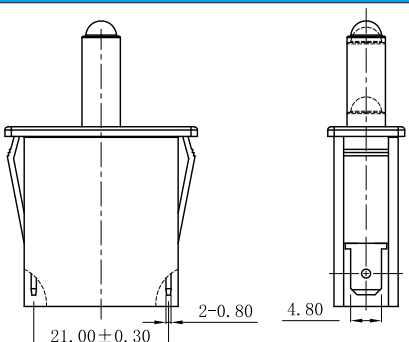
Rating		0.25A 250VAC 0.5A 24VDC
Operating Frequency	Electrical	10~30 cycles/minute
	Mechanical	120 cycles/minute
Contact Resistance(Initiative)		100mΩMax
Insulation Resistance(at 500VDC)		100mΩMin
Operating Temperature		-25° C~+60° C
Storage Temperature		-10° C~+45° C
Storage Humidity		10%~85%
Service Life	Electrical	100, 000 cycles
	Mechanical	200, 000 cycles

SWP Series Door Switch Ordering Instruction

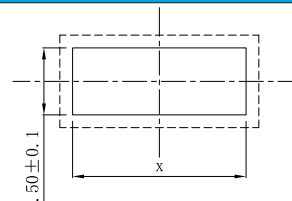


■ Terminal Type

D#: Solder Terminals



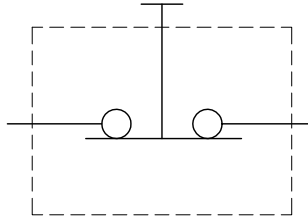
Suggested Operating Dimension of the Mounting Panel



width	dimension "x"
0.7-1	27.2±0.1
1-2	27.5±0.1

Circuit Configuration

Circuit Diagram



■ Dimension

